

# Now That You're Living With Sprinklers



Home Fire Sprinkler<sup>®</sup>

C O A L I T I O N

Protect What You Value Most<sup>™</sup>

# Fire Sprinklers Save Lives

When a fire starts, its high temperature causes the fire sprinkler closest to the fire to spray water. The water quickly controls deadly heat, smoke and flames while the fire is still small. That fast action prevents injuries and saves lives.

Because they are so effective at life safety and property protection, more and more houses today are being built with fire sprinkler systems installed.

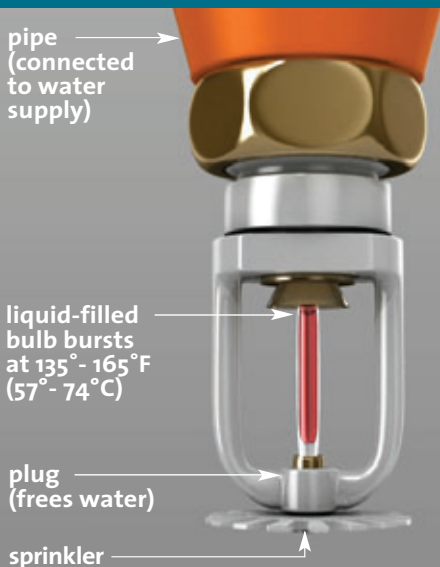
## Smoke Will Not Set Off Your Fire Sprinklers

No matter what you have seen in movies, fire sprinklers do not flow water all at once. And they cannot be set off by smoke.

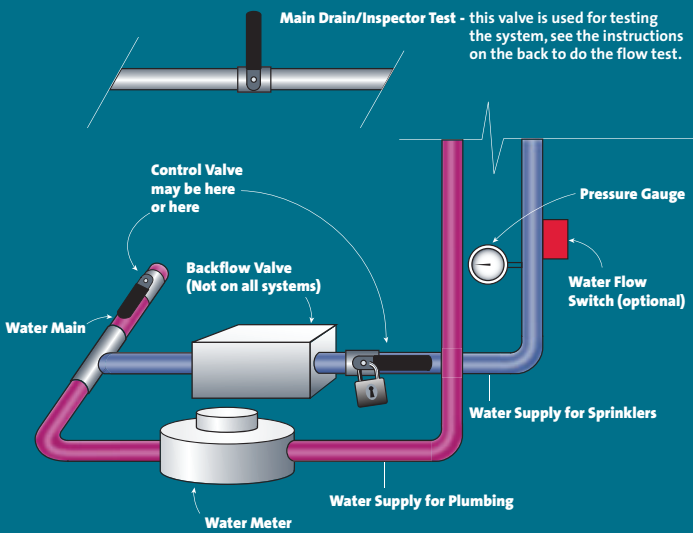
Each fire sprinkler has a glass or metal trigger. Only the heat of a fire can make it work. An Arizona study showed that 90% of the time only one fire sprinkler is needed to control a home fire.

### HOW HOME FIRE SPRINKLERS WORK

**A typical home fire sprinkler covers a minimum 12 x 12 foot area.**



## KNOW YOUR WATER CONTROLS



## Fire Sprinklers Are Easy To Live With

Fire sprinklers are very reliable. You'll be happy to learn that your fire sprinkler system needs little maintenance. The National Fire Protection Association (NFPA) recommends these simple steps:

### Once a month:

- Check to be sure all valves are open.
- If you have a water storage tank, make sure it is full.
- Test the pump (if you have one), to be sure it starts.

### Twice a year:

- If you have a water flow device, test it and your monitoring service (if any).

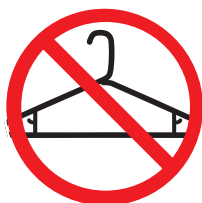
### Year-round:

- Look at all your fire sprinklers and inspect any visible pipes to make sure nothing is hanging from them. Make sure nothing is obstructing any fire sprinkler.

# Good Practice

## Do Not Hang Anything From the Fire Sprinkler

Plants, clothing and other hanging items can damage or break the bulb on the fire sprinkler. If that happens, water will flow from the fire sprinkler.



## Protect Fire Sprinklers from Bumps

Be careful when carrying ladders and other large items. Don't bump fire sprinklers or exposed pipes. Teach children not to touch or play with fire sprinklers.



## Do Not Paint the Fire Sprinkler Or the Cover

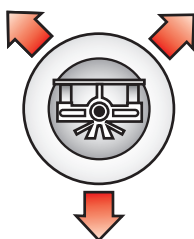
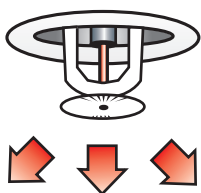
Paint may stop the fire sprinkler from working correctly. It may take longer for the fire sprinkler to go off or it may not work at all.



While doing messy work, such as painting, cover the fire sprinklers with plastic. Important: Remove the plastic as soon as you are finished.

## Give Your Fire Sprinklers Space

If fire breaks out, the fire sprinkler protects your family by spraying water over the fire. Don't block the fire sprinkler with anything. Keep pictures and tall furniture away from fire sprinklers that are installed on walls. Hang lamps and plants away from ceiling fire sprinklers.





*Sidewall Fire Sprinkler*

*Concealed Fire Sprinkler*

*Pendent Fire Sprinkler*

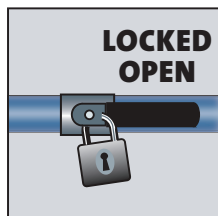
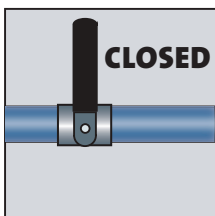
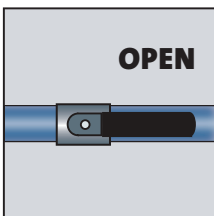
# Understanding Your Water Controls

## Make Sure The Control Valve Is Always Open

The control valve is **OPEN** when it is parallel or in line with the pipe.

The control valve is **CLOSED** (“turned off”) when it is perpendicular to or makes a corner to the pipe.

Use a padlock to keep the valve **LOCKED OPEN**.



Tape the padlock key to the pipes or a wall nearby so you can find it when you need it.

## Keep The Area Around Your Water Controls Clear

It's a good idea to store items at least one foot (30 cm) away from your water controls.

## Do a Flow Test Twice a Year

You can do this yourself or your fire sprinkler contractor can do it for you. If you want to do it yourself, follow the instructions on the Living With Sprinklers hang tag, or visit **HomeFireSprinkler.org**.





## A System of Fire Safety

### **You Need Working Smoke Alarms and Home Fire Drills Too**

Even homes with fire sprinkler systems need working smoke alarms installed on each level. Plan how to get out if there is a fire and practice with occasional fire drills.

# Find Out More

## Living With Sprinklers Hang Tag

You may have a tag attached to your fire sprinkler controls that explains the parts of your system and how to take care of them. If not, you can download it at **HomeFireSprinkler.org**. There is no charge.

## HomeFireSprinkler.org

The Home Fire Sprinkler Coalition (HFSC) is a 501(c)(3) nonprofit group. HFSC has all the information you need about fire sprinklers. You'll find answers to your questions, videos, brochures and even games for you and your children. There is no charge to you.

## SprinklerSmarts.org

HFSC has created Sprinkler Smarts just for children. Music, games and activities help young children and middle-school students learn basic fire safety, plus gain an understanding of home fire sprinklers.

## HFSC Members



FEMA



Home Fire Sprinkler®

COALITION

Protect What You Value Most™